

MTL5021 SOLENOID/ ALARM DRIVER

loop-powered, IIC



The MTL5021 enables a device located in the hazardous area to be controlled by a switch in the safe area. The MTL5021 can drive a certified intrinsically safe low-power load, as well as non-energy-storing simple apparatus such as an LED. The unit's input/output isolation allows the control switch to be connected into either side of the 24V dc supply circuit.

SPECIFICATION

See also common specification

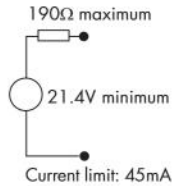
Number of channels

One

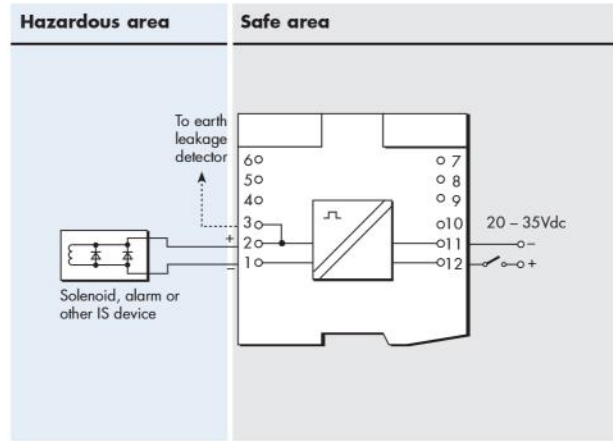
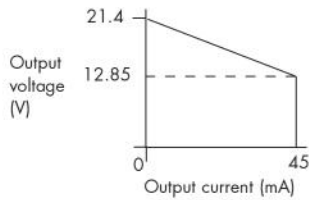
Location of load

Zone 0, IIC, T4--6 hazardous area if suitably certified
Div. 1, Group A hazardous location

Equivalent circuit



Minimum output voltage



Terminal	Function
1	Output -ve
2	Output +ve
3	Earth leakage detection
11	Supply -ve
12	Supply +ve

LED indicator

Yellow: status

Input voltage

20 to 35V dc

Hazardous-area output

Minimum output voltage: 12.85V at 45mA

Maximum output voltage: 24V from 170Ω

Current limit: 45mA

Maximum current consumption (with 45mA output)

90mA at 24V

110mA at 20 to 35V dc

Maximum power dissipation within unit

1.4W at 24V typical

1.8W at 35V maximum

Safety description

25V, 170Ω, 147mA, $U_m = 250V$ rms or dc



EUROPE (EMEA)

Tel: +44 (0)1582 723633

Fax: +44 (0)1582 422283

AMERICAS

Tel: +1 281 571 8065

Fax: +1 281 571 8069

ASIA PACIFIC

Tel: +65 6 487 7887

Fax: +65 6 487 7997

E-mail: enquiry@mtl-inst.com Web site: www.mtl-inst.com